

Short Vowel Bingo

Directions:

Make (2) copies of this first page. Have your learner cut out the letters from one of the pages for some cutting practice and fine motor skills development. The letters they cut are the letter pile. The other page, and rest of the pages (if you have others playing along) are the boards. The middle square is free and have your learner write in a vowel of their choice. (Sneaky handwriting practice!)


Pick a card and have your learner say the sound aloud.

Your learner can either place a coin, piece of paper, or color in the letter on their board that goes with the sound.

Play until someone has 5 letters in a row!


There's a blank board at the end for you learner to make their own board.

a	e	o	u	i
a	i	e	o	u
u	o		e	a
o	u	a	i	i
a	u	i	a	o



Short Vowel Bingo


a	e	i	u	i
i	e	e	o	a
u	o		a	i
i	e	o	a	u
e	a	u	a	i



Co-Teach


Short Vowel Bingo

a	e	o	u	a
i	e	a	o	u
e	o		i	a
o	u	e	o	a
i	o	u	a	a



Co-Teach

Short Vowel Bingo



Co-Teach